

Supplementary Materials

Edge Functionalized Graphene Layers for (Ultra) High Exfoliation in Carbon Papers and Aerogels in the Presence of Chitosan

Silvia Guerra ¹, Vincenzina Barbera^{1,*}, Alessandra Vitale ², Roberta Bongiovanni ², Andrea Serafini ¹, Lucia Conzatti ³, Luigi Brambilla ¹ and Maurizio Galimberti ^{1,*}

¹ Politecnico di Milano, Department of Chemistry, Materials and Chemical Engineering “G. Natta”, Via Mancinelli 7, 20131 Milan, Italy; silvia.guerra@polimi.it (S.G.); andrea.serafini@polimi.it (A.S.); luigi.brambilla@polimi.it (L.B.)

² Politecnico di Torino, Department of Applied Science and Technology, Corso Duca degli Abruzzi 24, 10129 Torino, Italy; alessandra.vitale@polito.it (A.V.); roberta.bongiovanni@polito.it (R.B.)

³ Istituto di Scienze e Tecnologie Chimiche (SCITEC) “Giulio Natta”, Via De Marini 6 – 16149 Genova, Italy; lucia.conzatti@ge.ismac.cnr.it

* Correspondence: vincenzina.barbera@polimi.it (V.B.); maurizio.galimberti@polimi.it (M.G.)

Received: 6 November 2019; Accepted: 12 December 2019; Published: date

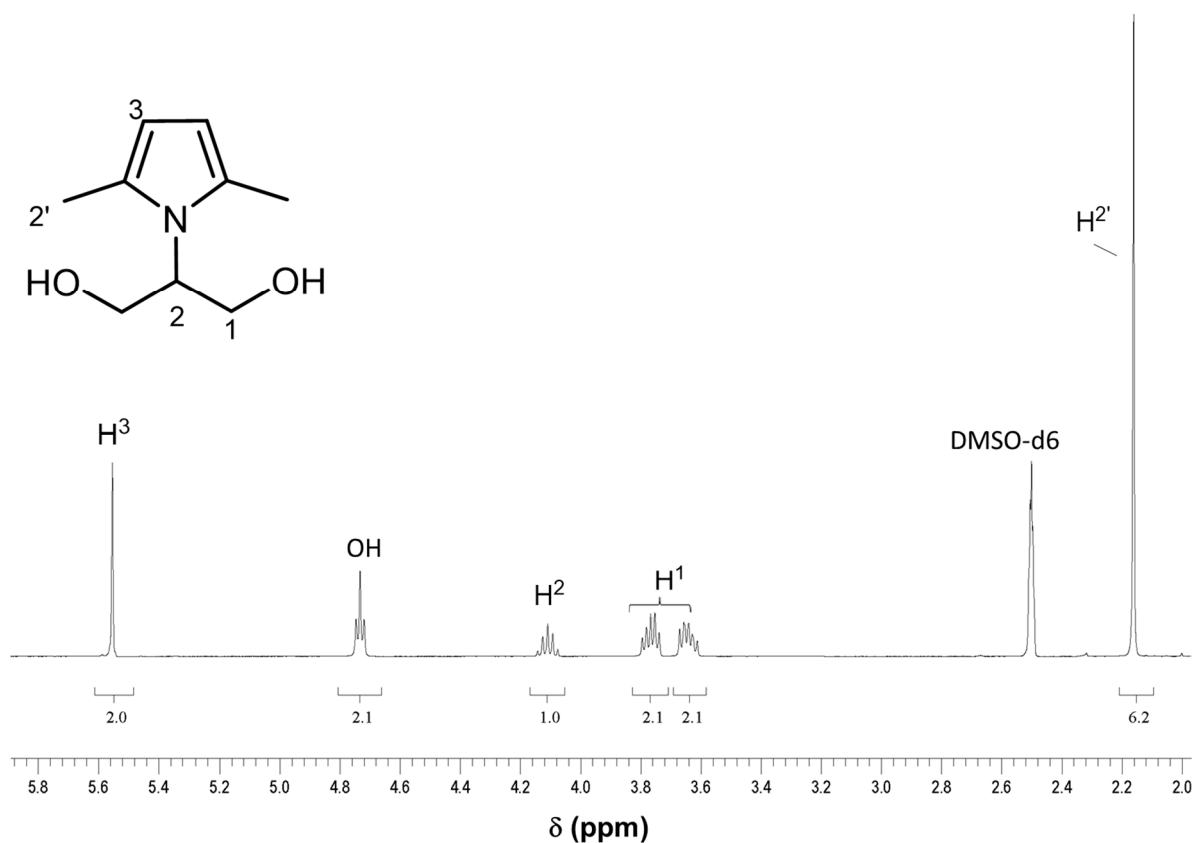


Figure S1. ¹H NMR spectrum (DMSO-d₆, 400 MHz) of 2-(2,5-dimethyl-1H-pyrrol-1-yl)-1,3-propanediol (SP).

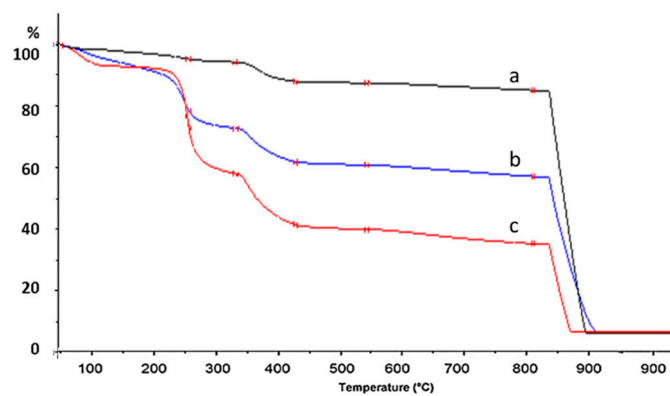


Figure S2. TGA traces of HSAG-SP (a), HSAG-SP/CS (1:1 as mass ratio) aerogel (b), and CS (c).




Figure S3. HSAG/CS 1:1 carbon paper after 2 months storage in H₂O (a), *n*-hexane (b) and DMF (c).




Figure S4. HSAG-SP/CS 1:1 aerogel after 2 months storage in H₂O (a) *n*-hexane (b) and DMF (c).




Figure S5. HSAG-SP/CS 1:1 aerogel in water solutions having different pH.



© 2019 by the authors. Submitted for possible open access publication under the terms and conditions of the Creative Commons Attribution (CC BY) license (<http://creativecommons.org/licenses/by/4.0/>).