

Covid-19 Impact on Standard Coding Systems Update

Elena Cardillo¹^a, Maria Teresa Chiaravalloti¹^b and Erika Pasceri²^c

¹*Institute of Informatics and Telematics, National Research Council, Rende, Italy*

²*Department of Culture, Education and Society, University of Calabria, Rende, Italy*
{f_author, s_author}@iit.cnr.it, erika.pasceri@unical.it

Keywords: Coding Systems, Covid-19, Standards Updates, Knowledge Organization Systems, Healthcare Interoperability.


Abstract: The outbreak of Covid-19 pandemic has sped up many healthcare processes and practices. Both stakeholders and standard organizations and authorities had to quickly implement new guidelines and codes to uniquely identify the disease and all the related healthcare data. The object of this work is to study the impact of the Covid-19 pandemic on clinical coding systems, in terms of updates and introduction of new specific codes for the identification of the SARS-CoV-2 virus, with the aim of allowing a better description of the disease and interoperability of the clinical data. The analysis is focused on ICD, SNOMED CT, LOINC, ATC as coding systems either included into the Italian EHR regulation or widely used internationally. Results show that coding systems that created a plenty of new codes for Covid-19 have: i) a flexible structure; ii) a speed process for updates; iii) a large user community for inputs. Others instead demonstrated in this circumstance that they are limited by hierarchical structures or excessively cumbersome updating processes, which conflict with the flexibility required to standards to represent the evolution of clinical knowledge. This is especially true in exceptional situation like the pandemic one.


1 INTRODUCTION


Systems for organising information and knowledge are essential to reduce possible semantic conflicts (ambiguities) and issues related to the specialization of a domain terminology. They are commonly known as Knowledge Organization Systems (KOSs). “Knowledge is the lifeblood of modern society, but without organization knowledge is dead. We could even say that without organization knowledge is not knowledge at all. Knowledge must be organized in order to be used, be it by people or by machines” (Dagobert, 2009). To this end, KOS in clinical domain are used to classify, represent and encode diseases and other types of data (symptoms, medical procedures, drugs, etc.) in a unique way, with the purposes of indexing and retrieving information of interest, supporting epidemiological studies and decision-making, and ensuring semantic interoperability during data exchange between different information systems. In addition, they

support the digitization process of clinical settings and enable physicians to access and process relevant data to support diagnosis, define risk profiles, and facilitate statistical and epidemiological studies. Some clinical KOSs are reference standards for the semantic area they represent. They differ mainly in structure, relationships with other standards, and updating process.

The pandemic was an exceptional testing ground in many respects, as it gave the opportunity to test the functioning of systems under conditions of stress and urgency. Globally, the Coronavirus Disease 2019 (Covid-19) had a significant impact not only on public health, but also on the economy and society, involving millions of people and causing serious health crises, forcing many countries to implement restrictive measures to reduce contagion, such as lockdown, social distancing and the use of masks. The Covid-19 confirmed cases growth put pressure on healthcare systems around the world, with hospitals and intensive care units often overcrowded.

 ^a <https://orcid.org/0000-0001-5003-205X>

 ^b <https://orcid.org/0000-0003-4695-2026>

 ^c <https://orcid.org/0000-0001-9917-2184>

Additionally, Covid-19 left many patients with serious long-term symptoms, known as “long-haulers”. From the point of view of clinical coding systems, this meant keeping up with the expressive needs of the Covid-19 and everything related to it (e.g. biological studies) to correctly record the pandemic data, share them without ambiguity, be able to aggregate them for surveillance and forecasts. Therefore, this paper aims to carry out an analysis of how much and how some clinical KOSs have updated their contents in relation to the Covid-19 disease to verify whether and how timely they have been and if they have covered the semantic areas of the new concepts, determined by the contingent situation. The analysis was carried out on KOSs which are either included in the Italian regulations to manage EHR data or widely used internationally and with a well-known effort made to adapt to the pandemic emergency.

The paper is structured as follows: Section 2 gives an overview of the Background related to the pandemic and its impact on healthcare services; Section 3 focuses on the analyzed coding systems and their updates related to Covid-19; Section 4 is dedicated to Discussion and Conclusions, highlighting future perspectives of the study.

2 BACKGROUND AND SIGNIFICANCE

Covid-19 is an infectious disease caused by the SARS-CoV-2 virus, belonging to the family of coronavirus, firstly identified in Wuhan, China, in December 2019 and quickly becoming a pandemic. The outbreak of the Covid-19 pandemic was impactful from many points of view as it introduced a new way of thinking and acting for previously unknown aspects and, at the same time, required a review and readjustment of the known ones. The role of telehealth, for example, was enhanced and became crucial to handle ordinary medical activities, when hospitals’ departments and outpatient care facilities were “closed” because of the infections. The provision of medical care remotely allowed – in many cases - to manage the pandemic more safely and efficiently, by reducing the risk of virus transmission and ensuring safe access to care for patients who would otherwise have struggled during lockdown or isolation. Furthermore, telemedicine allowed remote monitoring of patients with Covid-19 and other chronic conditions, facilitating collection of data and treatment management.

Although Covid-19 had an unprecedented impact on the world with disastrous health and economic consequences and highlighting significant gaps in healthcare systems all over the world, it led to a series of advances in terms of scientific and technological improvements. This posed new challenges and opportunities for innovation in healthcare, like the new vaccine development approach (it has been done at unprecedented speed, with the usual sequential steps done in parallel), recognized now as being successful (Buchy *et al.*, 2021).

Throughout the pandemic, many clinical terminologies / classification and coding systems were quickly updated to introduce new specific codes for the SARS-CoV-2 virus, with the aim of allowing a better understanding and description of the disease. The intent was also to uniquely identify it *ab origine* to distinguish it from existing diseases of the respiratory system and correctly classify it. It allowed a more detailed registration and monitoring of epidemiological data, guaranteeing improved analyses and researches related to the Covid-19 pandemic. As an example, the code U07.1 (Covid-19, Virus Identified) was added among the ICD-10 codes shortly after the pandemic began. During the pandemic it was particularly difficult for health systems to keep up with evolving diagnostic and procedural coding recommendations, but the new codes had been extremely decisive in strengthening observational studies, characterising the disease phenotype, and for responding to other important epidemiological questions (such as disease prevalence) (Marwaha *et al.*, 2021). Among the various types of clinical data, diagnostic tests for Covid-19 played a crucial role as the main tool for identifying confirmed cases of Covid-19. To quickly respond to the pandemic urgency, the LOINC Committee released a set of nearly 1,300 new codes to identify new clinical and laboratory observations related to the Covid-19 pandemic to guide the uniform coding of these concepts (Dong *et al.*, 2020).

A similar study was previously conducted by (Zeng *et al.*, 2020), but while recognizing the fundamental role played by KOSs in critical moments when the correct identification of information becomes crucial, it has the limitation of having been published in May 2020. Therefore, it begins to trace the changes to coding systems in relation to the pandemic but cannot provide full recognition of them for obvious temporal reasons.

3 CLINICAL STANDARDS' UPDATES RELATED TO COVID-19

During the Covid-19 pandemic, medical coding systems played a crucial role in the standardization process, organization of clinical information and for the definition of pandemic epidemiological aspects, being able to uniquely identify the type of pathogen involved and other relevant connected data (e.g., its transmissibility, incubation times and duration of the disease). They had also been used for several purposes, including identifying at-risk groups, developing care plans, supporting the institutional authorities' planning of both primary and secondary prevention measures, such as containment strategies and the need for the supply of protective equipment.

The rapid and unexpected nature of the pandemic required careful monitoring of the progress of infections and enshrined the importance of the Health Surveillance as «the continuous, systematic collection, analysis and interpretation of health-related data», as defined by the WHO. According to a study published in Journal of Hospital Infection (Lin *et al.*, 2020), thanks to a health surveillance algorithm, based on the data codified and collected in electronic medical records, it was possible to identify patients admitted to hospital whose “pneumonia” did not show a clear improvement with antibiotic treatment. This had produced daily alerts addressed to general practitioners. The surveillance algorithm, thanks to the data registered within the EHR, demonstrated the utility of the information technology to facilitate infection control.

To achieve the objectives of this study, a double survey was carried out regarding the contents related to Covid-19 in the coding systems considered. For each of them, the official web page, guidelines and other resources provided by the respective Standards Development Organizations (SDOs) were investigated, and an additional check through the UMLS Metathesaurus Terminology Services (UTS) allowed to evaluate a possible expansion of the coding systems / value sets to be considered. The specific keywords used, in this case, were: “Covid-19”, “SARS-CoV-2”, “Covid-19 Vaccine”, “SARS-CoV-2 vaccine”, “Covid19 (disease)”, “Suspected Covid-19”, while the semantic groups applied were: “Disorders”, “Chemical & Drugs”, “Living beings”; the semantic types applied were: Disease or Syndrome, Pharmacologic Substance Immunologic Factor, Laboratory Procedure.

3.1 Covid-19 in ICD

Because of the advent of the new pathogen SARS-COV-2, WHO introduced in February 2020 two emergency codes in the ICD-10 classification. These codes are: i) U07.1 – Covid-19, virus identified (for confirmed cases), ii) U07.2 – Covid-19, virus not identified (for suspected cases). Initially, U07.1 was referred to as “acute respiratory disease 2019-nCoV”, and this code was not made available for use until April 2020. Subsequently, it was labelled as “Covid-19, virus identified” (De Lissovoy, 2020). The codes for Covid-19 disease, defined between 2020 and 2021, have been integrated into “Chapter XXII - Special purpose codes”, block “U00-U49 Assignment provisional of new diseases of uncertain aetiology or for emergency use” of the 2019 edition of ICD-10. Although it was generally suggested to assign U07.1 to cases with a lab-confirmed diagnosis and U07.2 to cases with a clinical diagnosis, rules for recognizing Covid-19 diagnoses and thus for using these codes were not that easy. In fact, in US some flowcharts were provided and used to guide the proper assignment of diagnostic codes related to Covid-19 encounters (Varghees, 2020). The introduction of new codes was based on requests of Member States to ensure accurate reporting of Covid-19 related conditions. The need to distinguish between *acute disease*, *long-term effects*, and *complications* led to the adoption of the neutral term “post-Covid”. This term implies no specific etiologic relationship, allowing any condition to be linked to a previous acute Covid-19 infection. The term “post-Covid” refers to persistent, recurrent or new symptoms (e.g., fatigue, short of breath, insomnia, etc.) and other health effects that occur after the acute phase of Covid-19 infection. Despite the early detection of this condition, a specific code was not made available for clinical use until 2021 in ICD-10 (the suggestion was to use U09.9, “Unspecified post-Covid-19 condition”). From January 2021, new codes had been introduced on immunization to prevent Covid-19 and adverse reactions to vaccines against Covid-19. These codes are: U11.9 “Need for vaccination against Covid-19, not specified” and U12.9 “Vaccines against Covid-19 that cause adverse effects in therapeutic use, unspecified”. Figure 1. summarises the Covid-19 coding flowchart using ICD, considering both ICD-10 and ICD-11, the last revision of the classification, and distributing the new codes according to the purpose (e.g., for diagnoses, prevention).

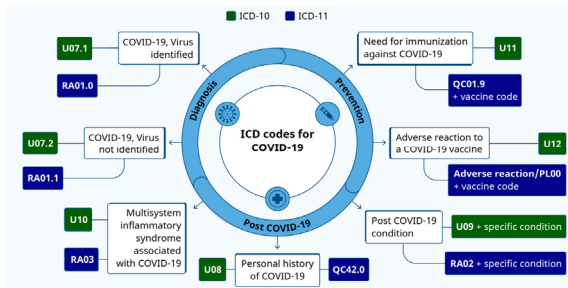


Figure 1: Use of ICD codes for Covid-19 during the disease outbreak.

The promptness in the introduction of the new ICD codes has been extremely helpful in accurately recording and documenting the diagnoses and conditions of patients with Covid-19, for monitoring and surveillance on the diffusion of the pandemic and for collecting epidemiological data that help in identifying clusters of cases, monitoring the spread of the virus and assess the impact of control measures.

3.2 Covid-19 in LOINC

LOINC is the most widely used coding system for laboratory and clinical observations (McDonald, 2003). After the pandemic outbreak, a specific LOINC subset was created for facing the emergency, during that time, new term requests related to Covid-19 from worldwide users had a preferential route in the submission process. Furthermore, it was created a specific webpage on the standard website to give a quick and direct access to LOINC content related to the disease. The mentioned subset contains 562 terms. Some of them belong to pre-pandemic LOINC versions (existing codes), therefore they were not created for the specific purpose, but their semantics adapt to it, while others are codes created starting from LOINC version 2.68 (June 2020), so specifically required to respond to the needs posed by Covid-19 outbreak. They are further divided according to their purpose of use in the following subcategories:

- SARS-CoV-2 lab tests: all the 160 codes of this category are newly created after pandemic outbreak;
- SARS-CoV-2 AOE questions: 11 codes, including 4 existing codes;
- Convalescent plasma: 2 newly added codes;
- LOINC terms related to public health case reporting: 110 codes, and 44 of them released before June 2020;
- Covid-19 and Telehealth documents: 120 codes (48 belonging to previous LOINC versions, and 72 created after the Covid-19 outbreak);

- Covid-19 Survey terms: 159 codes, including 1 already existing LOINC code.

The Covid-19 pandemic produced effects also on the types of clinical documents produced by the healthcare stakeholders, because new ones had been introduced and the existing ones needed to be better organized. Clearly identifying clinical document types is a non-trivial task because often behind identical names there is not the same content and, viceversa, there are plenty of different names for documents related to the same semantic area. With the aim of standardizing this field, in the first 2000s the joint effort of the LOINC committee and HL7 created the LOINC Document Ontology (Frazier et al., 2001). This section of the standard models the six main LOINC axes to uniquely identify clinical document types based on different metadata (e.g., role, subject, type of service, etc.).

LOINC document type (DT) codes are one of the metadata used in the registries of the Italian EHR infrastructure to index clinical documents. Admitted values are specified into the Affinity Domain (AD) document, which regulates interoperability services among regional EHR systems. Usually AD specifies LOINC DT which have a corresponding CDA2 HL7 Implementation Guide (IG) already defined or in case of special needs, as those posed by the pandemic. This latter was the case of the two new LOINC codes proposed by LOINC Italy to address the urgency to have these kinds of documents indexed into the patients' EHR:

- LOINC 97500-3 *Proof of Covid-19 immunization or negative status certificate*, which is the so-called Green Pass, a document in digital or paper format that certifies vaccination against the Covid-19 disease or, alternatively, the recent negative test result or recent recovery from the infection;
- LOINC 97499-8 *Proof of Covid-19 recovery certificate*, which is a document certifying the recovery from the disease and can be around others. It is issued by the GP.

LOINC DT codes related to Covid-19 are 120: 48 belonging to previous LOINC versions, and 72 new codes created ad hoc for the scope. Many of the new codes have the value *Telehealth* in the "System" axis, reflecting the fact that the pandemic was really a boost for remote healthcare services. There is no prevalence of new codes assigned to a specific medical specialty, demonstrating how the impact has been truly global and has had, despite the very high costs in terms of human lives, also important positive implications for the progress of the healthcare sector

towards full digitalization. Figure 2 shows the trend of LOINC Covid-19 related codes introduced over the last three years.

Another aspect to consider is the need highlighted by the pandemic to have aggregable and immediately available comparable data, both for reporting and for clinical / scientific analyses and studies, which in those months underwent an extraordinary acceleration to contain the virus and propose solutions (e.g., vaccines).

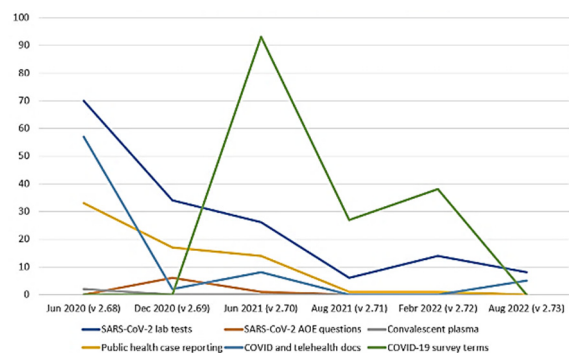


Figure 2: Covid-19 related LOINC terms over the years.

To this end, the LOINC codes of the types of clinical documents served to trace the flow of documents in the federated EHRs, as in the case of the Italian one (namely FSE), especially about laboratory reports and vaccination cards. We have above mentioned the two new types of documents introduced during the pandemic, but it was also required a further specification of the existing ones so that their tracking in the FSE can immediately lead back to Covid-19. To give an example, to track the Covid swabs carried out daily in Italy, values for the EventCodeList metadata have been inserted in AD to specify that a LOINC DT *Laboratory report* contains the result of the execution of an antigen or molecular Covid-19 swab test or the outcome of a serological Covid-19 test. They are LP418019-8 *Covid-19 antigen swab test*; LP417541-2 *Covid-19 molecular swab test*; 96118-5 *Qualitative Serological Test* and 94503-0 *Quantitative Serological Test*. Similarly, the DT identifying the *Single vaccination card* could be combined with the values of the metadata EventCodeList to specify the ATC code of the administered vaccine type (J07BN *Covid-19 vaccines* for the specific pandemic purpose, but admissible values for this metadata include those belonging to the WHO Anatomical Therapeutic Chemical classification (ATC) coding system). This combined use of the metadata of the AD made it possible to have daily reports on the progress of the Country's immunization process.

3.3 SNOMED CT Updates

As the global terminology for health, SNOMED CT can serve as a common language for recording, sharing, integrating and analyzing Covid-19 related data elements, such as symptoms, risk factors and test results. Following the advent of the pandemic, SNOMED International quickly published a comprehensive version of the Covid-19 concepts including updated descriptions and mappings from SNOMED CT to ICD-10. This version provided physicians, researchers and administrators the most up-to-date terminology needed to properly code, analyse and address Covid-19 (Sutton, 2020). Some of these concepts are illustrated in Table 1.

Table 1: Examples of SNOMED-CT Covid-19 related codes.

SNOMED-CT ID	Fully Specified Name	Preferred Term
840539006	Disease caused by severe acute respiratory syndrome coronavirus 2 (disorder)	COVID 19
840544004	Suspected disease caused by Severe acute respiratory coronavirus 2 (situation)	Suspected COVID-19
1142181004	Adverse reaction to component of vaccine product containing only severe acute respiratory syndrome coronavirus 2 messenger ribonucleic acid (disorder)	Adverse reaction to COVID-19 mRNA vaccine
1119304009	Chronic post-COVID-19 syndrome (disorder)	Chronic post-COVID-19 syndrome
1119303003	Post-acute COVID-19 (disorder)	Post-acute COVID-19
840546002	Exposure to severe acute respiratory syndrome coronavirus 2 (event)	Exposure to COVID-19
897034005	Severe acute respiratory syndrome coronavirus 2 antibody detected (finding)	COVID-19 antibody test positive
1156257007	Administration of vaccine product against severe acute respiratory syndrome coronavirus 2 (procedure)	COVID-19 vaccination
1240581000000104	Severe acute respiratory syndrome coronavirus 2 detected (finding)	COVID-19 detected
688232241000119100	Disease caused by severe acute respiratory syndrome coronavirus 2 absent (situation)	COVID-19 excluded
189486241000119100	Asymptomatic severe acute respiratory syndrome coronavirus 2 infection (finding)	Asymptomatic COVID-19

A guide presenting concrete examples of subsets of SNOMED CT codes that can be used to code different types of Covid-19 data, including symptoms, risk factors and test results, has been published on the official SNOMED International website. These subsets can be adapted according to the specific needs of different health communities to ensure health service delivery, pandemic monitoring, international cooperation and retrospective data analysis, as seen for the other coding systems. SNOMED CT subsets have been organized into a number of categories, based on groupings of data that can be recorded together, for example the “Provider and Facility Details” (i.e., Health profession, place of care, personal protective equipment), “Clinical Assessments”, “Test and Investigations”, etc.

During the last three years also specific SNOMED CT value sets related to Covid-19 have been created by different organizations to be used in clinical documents and for interoperability purposes (i.e., use in EHRs, HL7 CDA documents). These includes the “LIVD SARS-CoV2 Test Result Codes value set” or the “COVID_19 (Antibody Substance in Lab Results)” created respectively in May 2020 and in May 2021 as Extensions. From a terminological point of view, it is important to make clear the definition and thus the purpose of use of these subsets /value sets. As stated in (Rossander *et. al.*, 2021) a subset is “a collection of components from a terminology. SNOMED CT subsets presented in RF2-format are simple *reference sets*”. These subsets can be called value sets in some use cases. A SNOMED CT subset can include either SNOMED CT concepts, which can be represented by any of the descriptions linked to them, or specified descriptions. The use of SNOMED CT Covid-19 related subsets and value sets was important in the context of data exchange so in HL7 messages, where we can see the complementary use with LOINC codes, LOINC used for coding the testing method, and SNOMED CT used for coding non-numeric answers. For example, in the case of the LOINC code 94500-6 “SARS-CoV-2 (COVID-19) RNA [Presence] in Respiratory system specimen by NAA with probe detection”, SNOMED CT answer codes indicated are 10828004 “positive”, 260385009 “negative”, 455371000124106 “invalid result”). This use is motivated by the fact that both standards are already commonly in place within laboratory information systems.

3.4 ATC Updates

The Anatomical Therapeutic Chemical (ATC) Classification System, a classification system that classifies the active ingredients of drugs according to the organ or system on which they act and their therapeutic, pharmacological and chemical properties, has the purpose to help monitoring drug use and improving quality medication use. The ATC is updated twice a year. With the advent of the Covid-19 pandemic, ATC updates were provided for new drugs and therapeutic indications associated with the treatment of the virus. For example, codes were added for Covid-19 vaccines, as well as for antiviral drugs and other treatments used in the management of the disease (it is the case of the code J07BN02 “Covid-19, viral vector, non-replicating”).

Since the purpose of ATC is to codify the name of the drug molecule, its additions relating to Covid-19 have consequently had repercussions on specific

coding systems for the identification of drug packages placed on the market (such as, for example, the AIC - Autorizzazione all’Immissione in Commercio - coding system for drugs on the Italian market or FDA’s National Drug Code for the USA). The antivirals used for Covid-19 in ATC are: J05AE30 “nirmatrelvir and ritonavir” and J05AB16 “remdesivir”. The prescription and the use of antivirals for the treatment of COVID-19 is subject to close monitoring, thus enabling a rapid identification of new possible safety information. Healthcare professionals are required to report any adverse reaction using the National Pharmacovigilance Network.

4 DISCUSSION AND CONCLUSIONS

Data coding plays a crucial role in managing and analyzing complex information, especially in health emergency situations such as those posed by the Covid-19 pandemic outbreak. Data collection has been essential to monitor the spread of the virus, track cases, identify affected areas and evaluate the effectiveness of control measures. Sometimes, however, the effectiveness of the data depends on multiple elements, including the completeness of the information recorded and the accuracy with which it was acquired. The analyzed material and the results of the study, reported in Section 3, on one hand, made immediately evident the considerable work done and effort spent by the different working groups of each SDO in the update process, above all in the case of LOINC and SNOMED CT, and the contribution given with the introduction of new codes to ensure an accurate registration of the health conditions and a continuity in tracking and monitoring relevant information useful during the pandemic as well as for their regular use in clinical documents.

On the other hand, results showed a very heterogeneous trend of updates applied over the last three years among the considered systems. It can be seen, in fact, that classification systems with a hierarchical structure (ICD ones and ATC) had a slower and more complex updating process (implying the introduction of new classes/codes) mainly for two reasons: *i)* the branches of the classification have a limited extensive possibility, so it is often difficult to find further space in structured notational systems (for example those who use numeric digits up to 9); *ii)* in the event that notations are available, the location of insertion of a new concept must be

carefully evaluated by the appointed commissions, in order to respect the hierarchical ordering of the concepts and preserve the association of the new concept/class to the semantic category covered by chapters/ranges; *iii*) it is important to avoid semantic inconsistencies considering also the inclusions and exclusions criteria. On the contrary, in the case of coding systems which present a linear structure and are not based on decimal system for code notation, i.e., SNOMED CT and LOINC it was easier to introduce new codes. To confirm these observations, Cimino, listing the desiderata for controlled medical vocabularies (Cimino, 1998), and (Harrison, 2021 and Awaysheh, 2018) highlighted how flexibility is the requirement that most supports the diffusion and use of a coding system.

As shown in Figure 3, it was however common for some of the systems to update existing codes by proposing an adaptation of them in terms of integrating so-called 'unspecified' classes and modifying inclusion criteria. The analysis confirmed that to make data truly useful, it is essential that they are managed according to shared norms and standards. Among KOSs, clinical coding systems are used to structure data and uniquely identify pieces of information. Nonetheless, the analysis of coded data may encounter obstacles and potential alterations due to the improper application of these systems. Regarding this issue, the study confirmed that the choice of coding systems must be well thought out according to the context and purposes for which they have to be used.

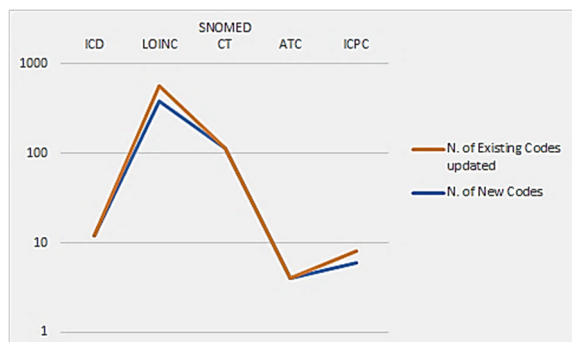


Figure 3: Covid-19 related updates trend.

For example, for hospital discharge letters, Italy is still adopting, by regulations, ICD in its ninth revision. Giving this, the national guidelines for coding Covid-19 related discharge letters (Italian Ministry of Health, 2020) indicate to use this version to identify pathological conditions associated with the virus and possible complications related to it, while the use of ICD-10 is preferred for expressing the

cause of the death in death certificates. The Italian Institute of Statistics in the *COVID-19: interim report on definition, certification and classification of causes of death. Version of June 8, 2020* (ISS et al., 2020), highlighted some errors in the classification of the causes of death: *i) Lack of specificity*: the initial cause of death should be specific, and for example, a viral infection may be an initial cause, but specifying the infectious agent and type subsequent disease (e.g., "Covid-19 pneumonia"); *ii) Intermediate causes*: for example, "pneumonia" could be an intermediate cause of death because it can be caused by different infectious agents or by inhaling a liquid or chemical substance; *iii) Illogical sequences*: e.g., "chronic obstructive pulmonary disease" cannot cause an infection, although it may increase its criticality, so Covid-19 should be reported as the initial cause and the disease as a consequence (ISS, 2021).

The study allowed also to check some preliminary alignment among the considered coding systems with respect to some generic semantic categories. In particular, searching in UMLS among all the Covid-19 related subsets and codes, we found exact mappings for just 4 concepts: 1) *Covid-19* (in SNOMED CT "840539006" and ICD-10-CM "U07.1"); 2) *Post-acute Covid-19 condition* (in SNOMED CT "1119303003" and ICD-10-CM "U09.9"), 3) *Covid-19 vaccine* (in SNOMED CT "28531000087107" and ATC "J07BN"); and finally *Unvaccinated for Covid-19 / Vaccination not done* (in SNOMED CT "591191000124106" and ICD-10-CM "Z28.310"). Although more mappings were expected between ICD-10 and SNOMED CT, for example, it was confirmed that the joint initiatives taken by the SDOs to face with the Covid-19 coding and identification emergency promoted the complementary use of the coding systems and thus of most of the new codes. Despite these observations, the approach has shown some limitations in comparing Covid-19 related subsets and value sets, requiring a more accurate analysis and the use of additional tools (e.g., the VSAC comparison tool of the NLM) to improve results, including the flow.

In the healthcare domain, the use of coding and classification systems sometimes has limitations due to several factors, often related to a lack of information about the systems themselves. Healthcare professionals responsible for filling out medical records are not able to take full advantage of these systems lacking the proper training. Sometimes physicians fill out clinical documents having no access to complete information about patients' medical history, including the incidence of Covid-19 on their clinical course. Accuracy in differencing

deaths caused by Covid-19 from those caused by other diseases with the ongoing Covid-19 infection can be complex and subject to many variables. This is especially true in a period with high prevalence of death causing infections.

In conclusion, the main results of this study highlighted the need for proper information collection and management to have data structured according to shared rules to be quickly accessible to the appropriate government agencies. Despite advances in the digital health domain there are still gaps in semantic interoperability of these tools. One of the lessons learnt from the study is that no matter how good and widely used were coding systems in the past, if there isn't the required flexibility, any new outbreak will, inevitably, bring different challenges for their update, so the systems will never be perfect. An improvement of this study will be the improvement of the comparative analysis of the versioning of the considered systems and the adaptation of mappings between standards.

ACKNOWLEDGEMENTS

This study moved from the thesis of Dr. Maria Francesca Littera (University of Calabria, Master's Degree in Management and Preservation of Digital Documents), tutored by the authors. A special thank is due for providing some materials and analyses.

REFERENCES

- Awaysheh A, Wilcke J, Elvinger F, Rees L, Fan W, Zimmerman K. (2018) A review of medical terminology standards and structured reporting. *J Vet Diagn Invest.* Jan;30(1):17-25. doi: 10.1177/1040638717738276.
- Buchy, P., Buisson, Y., Cintra, O., Dwyer, DE., Nissen, M., Ortiz de Lejarazu, R., Petersen, E. (2021) Covid-19 pandemic: lessons learned from more than a century of pandemics and current vaccine development for pandemic control. *Int J Infect Dis.* Nov (112):300-317. doi: 10.1016/j.ijid.2021.09.045.
- Cimino JJ. (1998) Desiderata for controlled medical vocabularies in the twenty-first century. *Methods Inf Med.* Nov;37(4-5):394-403.
- Dagobert, S. (2009). "Knowledge Organization Systems. Overview". P.2.
- De Lissovoy G. (2020). Codes, Coding, and Covid-19. *Medical care*, Volume 58, Issue 12, pp.1035–1036.
- Dong X., Li J., Soysal E., Bian J., DuVall SL., Hanchrow E., Liu H, Lynch KE., Matheny M., Natarajan K., Ohno Ohno-Machado L., Pakhomov S., Reeves RM., Sitapati AM., Abhyankar S., Cullen T., Deckard J, Jiang X, Murphy R, Xu H. (2020) "COVID Covid-19 TestNorm: A tool to normalize COVID Covid-19 testing names to LOINC codes". *J Am Med Inform Assoc.*, 27(9):1437-1442. doi:10.1093/jamia/ocaa145.
- Frazier, P., Rossi-Mori, A., Dolin, R.H., Alschuler, L., Huff, S.M. (2001). The creation of an ontology of clinical document names. In *Stud Health Technol Inform.* 84(Pt 1):94-8.
- Harrison JE, Weber S, Jakob R, Chute CG. (2021) ICD-11: an international classification of diseases for the twenty-first century. *BMC Med Inform Decis Mak.* Nov 9;21(Suppl 6):206. doi: 10.1186/s12911-021-01534-6.
- Istituto Superiore di Sanità - ISS (2021). "Covid-19: interim report on definition, certification and classification of causes of death". Updating Rapporto ISS Covid-19 n. 49/2020. Version of April 26, 2021. Working groups ISS Cause di morte Covid-19 and Sovrintendenza sanitaria centrale – INAIL, ISTAT 2021, ii, 16 p. Rapporto ISS Covid-19 n. 10/2021 (in Italian).
- Italian Ministry of Health (2020), General Directorate for Health Planning, Linee Guida per la codifica della SDO per casi affetti da malattia da SARS–COV–2 (COVID–19), published on March 20, 2020.
- Lin C-Y., Cheng C C-H., Lu P P-L., Shih D D-C., Hung C C-T., Lo H H-H., Tsai M M-J., Hung J J-Y.. (2020). Active surveillance for suspected Covid-19 cases in inpatients with information technology. In *Journal of Hospital Infection*, Volume 105, Issue 2, pp.197-199. doi: 10.1016/j.jhin.2020.03.027.
- Marwaha, J. S., Halamka, J.D., Brat, G.A, Gordon, W.J. (2021). "Repurposing Billing and Administrative Terminologies as Instruments of Public Health: Lessons From The Covid-19 Pandemic", in *Health Affairs Blog*.
- McDonald CJ, Huff SM, Suico JG, Hill G, Leavelle D, Aller R, Forrey A, Mercer K, DeMoor G, Hook J, Williams W, Case J, Maloney P. (2003) LOINC, a universal standard for identifying laboratory observations: a 5-year update. *Clin Chem.* Apr;49(4):624-33. doi: 10.1373/49.4.624.
- Rossander A, Lindsköld L, Ranerup A, Karlsson D. (2021). A State-of-the Art Review of SNOMED CT Terminology Binding and Recommendations for Practice and Research. In *Methods Inf Med.* Dec;60(S 02):e76-e88. doi: 10.1055/s-0041-1735167.
- Sutton K. (2020). Keeping up with Covid-19. In *Wolkers Kluwer, Health*, March 25..
- Varghees S. and Magoon V. (2020). Covid-19 diagnosis coding explained in a flowchart, in *FPM Journal*, Quick Tips, Jul 05.
- Marcia Lei Zeng, Yi Hong, Julaine Clunis, Shaoyi He, L.P. Coladangelo. (2020) Implications of Knowledge Organization Systems for Health Information Exchange and Communication during the COVID-19 Pandemic, *Data and Information Management*, 4(3):148-170, doi.org/10.2478/dim-2020-0009.