



# Universal behavior of cascading failures in interdependent networks

Dongli Duan<sup>a,b,1</sup>, Changchun Lv<sup>a,1</sup>, Shubin Si<sup>a,2</sup>, Zhen Wang<sup>a,c,2</sup>, Daqing Li<sup>d</sup>, Jianxi Gao<sup>e,f</sup>, Shlomo Havlin<sup>g</sup>, H. Eugene Stanley<sup>h,2</sup>, and Stefano Boccaletti<sup>i,j</sup>

<sup>a</sup>School of Mechanical Engineering, Northwestern Polytechnical University, Xi'an 710072, China; <sup>b</sup>School of Information and Control Engineering, Xi'an University of Architecture and Technology, Xi'an 710311, China; <sup>c</sup>Center for OPTical IMagery Analysis and Learning, Northwestern Polytechnical University, Xi'an 710072, China; <sup>d</sup>School of Reliability and Systems Engineering, Beihang University, Beijing 100191, China; <sup>e</sup>Department of Computer Science, Rensselaer Polytechnic Institute, Troy, NY 12180; <sup>f</sup>Network Science and Technology Center, Rensselaer Polytechnic Institute, Troy, NY 12180; <sup>g</sup>Department of Physics, Bar-Ilan University, Ramat-Gan 52900, Israel; <sup>h</sup>Center for Polymer Studies, Department of Physics, Boston University, Boston, MA 02215; <sup>i</sup>Institute of Complex Systems, Consiglio Nazionale delle Ricerche, Florence 50019, Italy; and <sup>j</sup>Unmanned Systems Research Institute, Northwestern Polytechnical University, Xi'an 710072, China

Contributed by H. Eugene Stanley, August 11, 2019 (sent for review March 14, 2019; reviewed by Santo Fortunato and Vito Latora)

**Catastrophic and major disasters in real-world systems, such as blackouts in power grids or global failures in critical infrastructures, are often triggered by minor events which originate a cascading failure in interdependent graphs. We present here a self-consistent theory enabling the systematic analysis of cascading failures in such networks and encompassing a broad range of dynamical systems, from epidemic spreading, to birth–death processes, to biochemical and regulatory dynamics. We offer testable predictions on breakdown scenarios, and, in particular, we unveil the conditions under which the percolation transition is of the first-order or the second-order type, as well as prove that accounting for dynamics in the nodes always accelerates the cascading process. Besides applying directly to relevant real-world situations, our results give practical hints on how to engineer more robust networked systems.**

cascading failure | interdependent network | spreading | robustness

In recent years, lots of studies concentrated on catastrophic events affecting the Internet, power grids, or other critical infrastructures (1–6). Most such major disasters are in fact triggered by minor events, which may originate a cascading failure in interdependent graphs (7–12). Understanding the robustness of these networks with respect to minor perturbations is of utmost importance for preventing system crashes (13, 14). An example is power and communication networks: Power stations administer energy to communication nodes and depend on them at the same time for control, so that malfunctions may spread from one network to the other (15). Cascading failures have been studied intensively in statistical physics on single graphs or on networks that interact with (and/or depend on) each other (16, 17).

To capture the spreading mechanisms in such graphs, one needs a mathematical scaffold able to seize 2 basic aspects: the structural and functional interdependence between the networks, and the spreading of failures within each single graph. So far, the first issue was dealt with by examining changes in the structure connectivity caused by node dependence between networks (12, 15, 18), and the critical properties of the failure process were unveiled with the help of percolation theory (19–23). Interdependency between network constituents fundamentally alter the percolation properties (8, 24–30). In particular, Parshani et al. (22) found that, when a critical fraction of nodes in one network fails at a weak (strong) interdependence level between the networks, the system undergoes a second-order (first-order) phase transition due to recursive processes of cascading failures. As for the second issue, studies concentrated on the conditions and outcome for cascading failures (31–34). Different from structural failures caused by removed nodes, overload failures usually propagate in the system through invisible paths (35–40). In particular, Barzel and Barabási (39) developed a self-consistent theory able to analyze the case of

a perturbation localized in one node which spreads within the structure of the graph.

In this paper, we contribute a fresh mathematical framework for cascading failures, providing answers to fundamental questions such as: 1) What happens when a *finite* fraction of nodes experiences a dynamical overload on a single network? 2) How can the failure process caused by dynamical perturbations and interdependence be properly characterized? 3) Which factors determine the cascade to be a second- or a first-order phase transition? 4) What are the *universal properties* that are common to the spreading of cascading failures for different dynamical systems, dependence strengths, and network structures?

## Results

**Cascade Size in Single Networks.** We start by considering the case of a fraction of nodes being perturbed in a graph. Here, each node  $i$  ( $i = 1, \dots, N$ ) of a pristine network is assigned a time-dependent variable  $x_i(t)$ , obeying a generic rate equation (39)

$$\frac{dx_i}{dt} = W(x_i(t)) + \sum_{j=1}^N A_{ij} Q(x_i(t), x_j(t)). \quad [1]$$

## Significance

**Catastrophic events affecting technological or critical infrastructures are often originated by a cascading failure triggered by marginal perturbations, which are on their turn localized in one of the many interdependent graphs describing the systems. Understanding the robustness of these graphs is therefore of utmost importance for preventing crashes and/or for engineering more efficient and stalwart networked systems. Here we give a fresh framework by means of which cascading failures can be described in a very rich variety of dynamical models and/or topological network structures and which provides a series of quantitative answers able to predict the extent of the system's failure.**

Author contributions: D.D., C.L., S.S., Z.W., D.L., J.G., and S.B. designed research; D.D., C.L., S.S., Z.W., J.G., and S.B. performed research; D.D., C.L., S.S., Z.W., J.G., S.H., H.E.S., and S.B. analyzed data; and D.D., C.L., S.S., Z.W., J.G., S.H., H.E.S., and S.B. wrote the paper.

Reviewers: S.F., Indiana University Bloomington; and V.L., Queen Mary University of London.

The authors declare no competing interest.

Published under the PNAS license.

<sup>1</sup>D.D. and C.L. contributed equally to this work.

<sup>2</sup>To whom correspondence may be addressed. Email: sisb@nwpu.edu.cn, zhenwang0@gmail.com, or hes@bu.edu.

This article contains supporting information online at [www.pnas.org/lookup/suppl/doi:10.1073/pnas.1904421116/-DCSupplemental](http://www.pnas.org/lookup/suppl/doi:10.1073/pnas.1904421116/-DCSupplemental).

First published October 17, 2019.

**Table 1. Dynamical model and failure size in ER networks**

Dynamics	Model	$\omega(1-p)$	$\langle C \rangle$
$B$	$\frac{dx_i}{dt} = F - Bx_i - \sum_{j=1}^N A_{ij} \tilde{R}x_j x_i$	$1 - p \sum_{C=0}^{\infty} P_C(C) p^C$	$\sim \delta^{-1}$
$BD$	$\frac{dx_i}{dt} = -Bx_i^k + \sum_{j=1}^N A_{ij} x_j^p$	$1 - p e^{(p-1)\langle C \rangle} p^{\langle C \rangle - \alpha \delta^{\frac{2}{3}} \langle C^{\frac{2}{3}} \rangle}$	$\alpha^{\frac{-3}{2}} \delta^{-1} \langle k^{\frac{3}{2}} \rangle$
$\mathcal{E}$	$\frac{dx_i}{dt} = -Bx_i + \sum_{j=1}^N A_{ij} R(1-x_i)x_j$	$1 - p e^{(p-1)\langle C \rangle} p^{\langle C \rangle - \alpha \delta^{\frac{1}{2}} \langle C \rangle}$	$\alpha^{-1} \delta^{\frac{-1}{2}} \langle k \rangle$
$\mathcal{R}$	$\frac{dx_i}{dt} = -Bx_i + \sum_{j=1}^N RH(x_j)$	$1 - p e^{(p-1)\langle C \rangle} p^{\langle C \rangle - \alpha \delta \langle C^2 \rangle}$	$\alpha^{\frac{-1}{2}} \delta^{\frac{-1}{2}} \langle k^{\frac{1}{2}} \rangle$

$W(x_i)$  accounts for the evolution of  $x_i$  in the absence of network interactions,  $A_{ij}$  is the graph adjacency matrix, and  $Q(x_i, x_j)$  is a function describing all pairwise interactions. With appropriate  $W(x_i)$  and  $Q(x_i, x_j)$ , Eq. 1 can be mapped exactly into several dynamical models (Table 1 and *SI Appendix*), such as epidemic processes (where  $x_i$  represents the local probability of infection) (41, 42), biochemical dynamics (in which  $x_i$  represents the concentration of a reactant) (43), birth–death processes (in which  $x_i$  represents the population of a given species at site  $i$ ) (44), and regulatory dynamics (in which  $x_i$  is the expression level of a gene) (45).

In the absence of perturbations, each node  $i$  of a pristine network reaches its asymptotic steady state  $\tilde{x}_i$ . A tolerance coefficient  $\delta$  is introduced, and when perturbations are present, the node  $i$  readjusts its asymptotic state into  $x_i$ . If  $|1 - x_i/\tilde{x}_i| > \delta$ , the node  $i$  is considered to fail (i.e., it is removed from the network together with all its incident links), and the value  $x_i$  is permanently set to zero. Therefore, a perturbation affecting a given node  $j$  (consisting of a permanent vanishing of  $\tilde{x}_j$ ) generates a readjustment of the network, which may lead to the failure of other nodes, triggering this way a cascade which ends only when all of the nodes in the final graph have values within the fixed network's tolerance.

In ref. 39, it was shown that the cascade size  $C_i$  (the number of nodes failing after a perturbation affecting node  $i$ ) is  $C_i \sim k_i (\delta k_i^{1-\gamma})^{-\frac{1}{\beta+1}}$ , where  $k_i$  is the degree of the node  $i$ , and  $\gamma$  and  $\beta$  are parameters accounting, respectively, for the local impact and the propagation dynamics of the perturbation. Thus, one can get the distribution of the failure size caused by perturbing one node. When  $\beta + \gamma \neq 0$ , the connectivity of one node comes out to be  $k_i = \alpha (\delta^{\frac{1}{\beta+1}} C_i)^{\frac{\beta+1}{\beta+\gamma}}$ ; here,  $\alpha$  is a mapping coefficient between the real cascading failure size and the node degree. Notice that for biochemical dynamics with  $\beta = 0$  and  $\gamma = 0$ , one gets  $\langle C \rangle = C_i \sim \delta^{-1}$ . Furthermore, the correspondence between the node connectivity and the cascading failure size is one to one ( $k_i$  to  $C_i$ ). Hence, we can get the cascading failure size distribution of each component from the degree distribution within an arbitrary network. Assuming that the graph's degree distribution is  $P_k(k)$ , then the cascading failure size distribution of the system (see the derivation in *SI Appendix*) follows

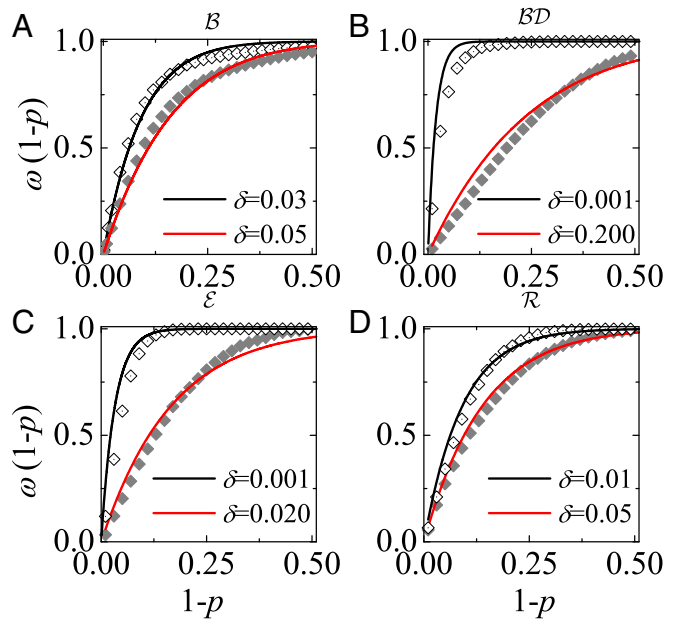
$$P_C(C) = P_k(\alpha \delta^{\frac{1}{\beta+1}} C^{\frac{\beta+1}{\beta+\gamma}}). \quad [2]$$

Let us now discuss the case of a fraction  $1-p$  of nodes being perturbed randomly. If the failure range of each node only covers its nearest neighbors, the failure size is  $\zeta(1-p) = 1 - p \sum_{k=0}^{\infty} P_k(k) p^k$ , where the overlap conditions are considered as well. And applying it to the cascading cases, the failure size  $\omega(1-p)$  is

$$\omega(1-p) = 1 - p \sum_{C=0}^{\infty} P_C(C) p^C. \quad [3]$$

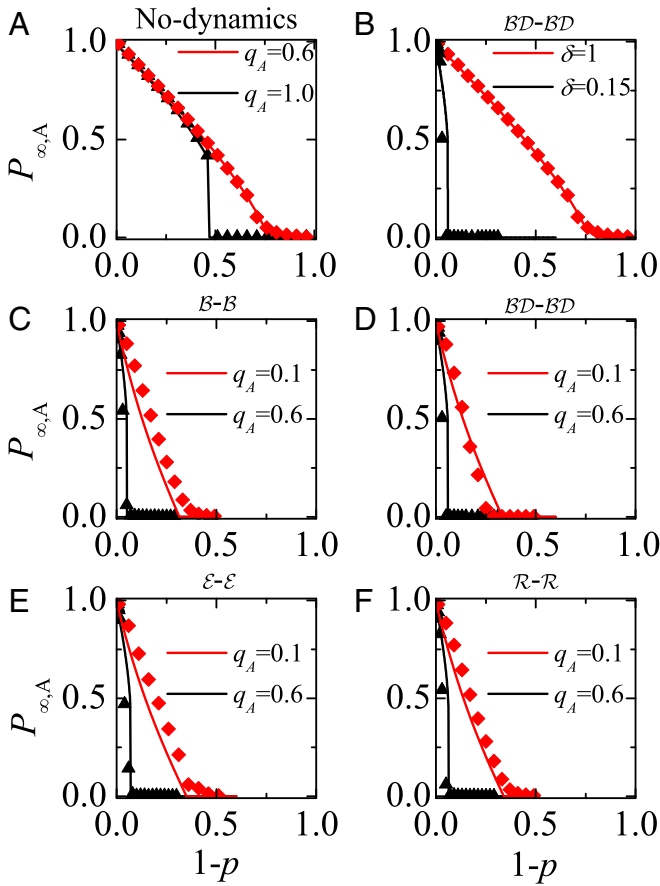
Table 1 illustrates 4 distinct dynamical models and their corresponding failure size [according to Eq. 3] on single Erdős-Rényi (ER) networks. The results are in good agreement with simulations, as shown in Fig. 1. Notice that, for  $BD$ ,  $\mathcal{E}$ , and  $\mathcal{R}$  models in ER networks, we can approximate the failure size (see *SI Appendix* for details) as  $\omega(1-p) \approx 1 - p e^{(p-1)\langle C \rangle} p^{\langle C \rangle - \alpha \langle C^{\frac{\beta+1}{\beta+\gamma}} \rangle \delta^{\frac{1}{\beta+\gamma}}}$ .

**Interdependent Graphs.** Let us now move from isolated to interdependent networks (46–50), and let us consider 2 networks,  $A$  and  $B$  (having, respectively,  $N_A$  and  $N_B$  nodes [with, in general,  $N_A \leq N_B$ ]) with a fraction  $q_A$  ( $q_B$ ) of network  $A$ 's nodes (of network  $B$ 's nodes) depending on nodes in network  $B$  ( $A$ ). If node  $i$  in network  $A$  ( $B$ ) stops functioning, the dependent node  $j$  in network  $B$  ( $A$ ) fails to work as well. The nodes in network  $A$  or  $B$  have dynamical activity. In the absence of perturbations, each node  $i$  of networks  $A$  and  $B$  reaches its asymptotic steady state  $\tilde{x}_i$ . Once again, a tolerance coefficient  $\delta$  is introduced, and if due to perturbations, the new state  $x_i$  of node  $i$  verifies  $|1 - x_i/\tilde{x}_i| > \delta$ , then the node is considered to be non-functional, its value  $x_i$  is permanently set to zero, and it is removed from the network together with all its incident links. In this way, when a perturbation is added to a fraction of



**Fig. 1.** The cascade size  $\omega(1-p)$  vs. the fraction  $1-p$  of perturbed nodes for the 4 models of Table 1. All data refer to ensemble averages over 100 different realizations of ER networks with  $N=1,000$ . Diamonds and solid lines are used for indicating the simulation results and the analytical solutions in Table 1, respectively. (A) Comparison of simulation results and theoretical solutions of  $\omega(1-p)$  of ER networks with  $\langle k \rangle = 5$  for  $B$ . (B–D) Same as A, but the results for  $BD$  with  $\langle k \rangle = 2$  (B), for  $\mathcal{E}$  with  $\langle k \rangle = 5$  (C), and for  $\mathcal{R}$  with  $\langle k \rangle = 5$  (D) are presented, respectively.





**Fig. 3.**  $P_{\infty,A}$  (see main text for definition) vs.  $1-p$ , after the end of the cascade failure in ER-ER networks of size  $N_A = N_B = 500$ . (A)  $P_{\infty,A}$  vs.  $1-p$  in the absence of dynamical behaviors. Notice that by increasing the interdependence coupling strength, one has a change from a second- to a first-order percolation transition. (B)  $P_{\infty,A}$  vs.  $1-p$  with tolerance coefficient  $\delta = 1$  and  $\delta = 0.15$  for  $BD-BD$ . (C-F) Same as A, but now the different dynamical processes ( $B-B$  [C],  $BD-BD$  [D],  $\mathcal{E}-\mathcal{E}$  [E], and  $\mathcal{R}-\mathcal{R}$  [F]) of Table 1 are incorporated. Strikingly, the nodes' dynamics accelerates the change from second- to first-order transition. In all cases, triangles and diamonds are used for the simulations and solid lines for the analytical results.

finite value to zero) is  $\frac{df_B(f_A)}{df_A} \cdot \frac{df_A(f_B)}{df_B} = 1$  (22), and one can find the 3 unknowns  $f_A = f_{A_1}, f_B = f_{B_1}$  and  $p = p_1$  for all given values of  $k_A, k_B, q_A, q_B, \delta$ . The condition, instead, for the system featuring a second-order phase transition (where the size of the giant component smoothly decreases to zero) is  $f_B = 1$  or  $f_A = 1$ , and one can find  $f_A = f_{A_2}, f_B = f_{B_2}$  and  $p = p_2$ , which (for any fixed value of  $k_A, k_B, q_A, q_B, \delta$ ) define a line of occurrence.

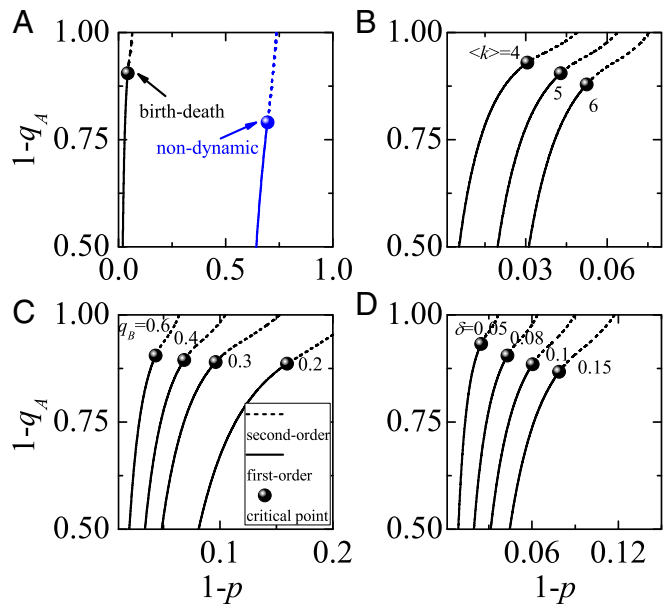
Taking the  $BD-BD$  model in ER-ER interdependent networks as an example, Fig. 4 highlights the factors influencing the failure condition and its relationship with the percolation transition. Comparing, indeed, the case of only structural dependence (blue line in Fig. 4A), interdependent networks (black line) are more vulnerable, and first-order phase transitions occur more often. In Fig. 4B and D, one notices that the critical point decreases as the network connectivity and threshold value are increased, which means that enabling the occurrence of first-order transitions here requires disturbing more nodes or increasing the number of interdependent nodes in the networks. Fig. 4C reports that the increase of  $q_B$  (the fraction of dependent nodes in network B) accelerates the occurrence of the first-order transition. More information on  $B-B$ ,  $\mathcal{E}-\mathcal{E}$ , and  $\mathcal{R}-\mathcal{R}$  models is reported in Fig. 5 (showing the contour maps

of the transition condition) and in *SI Appendix*. The threshold value for failure spreading condition accelerates the change from the continuous failure mode (green regions) to abrupt failures (orange regions). Meanwhile, even with weak coupling strengths, the dynamic processes may lead to a first-order percolation transition.

### Discussion

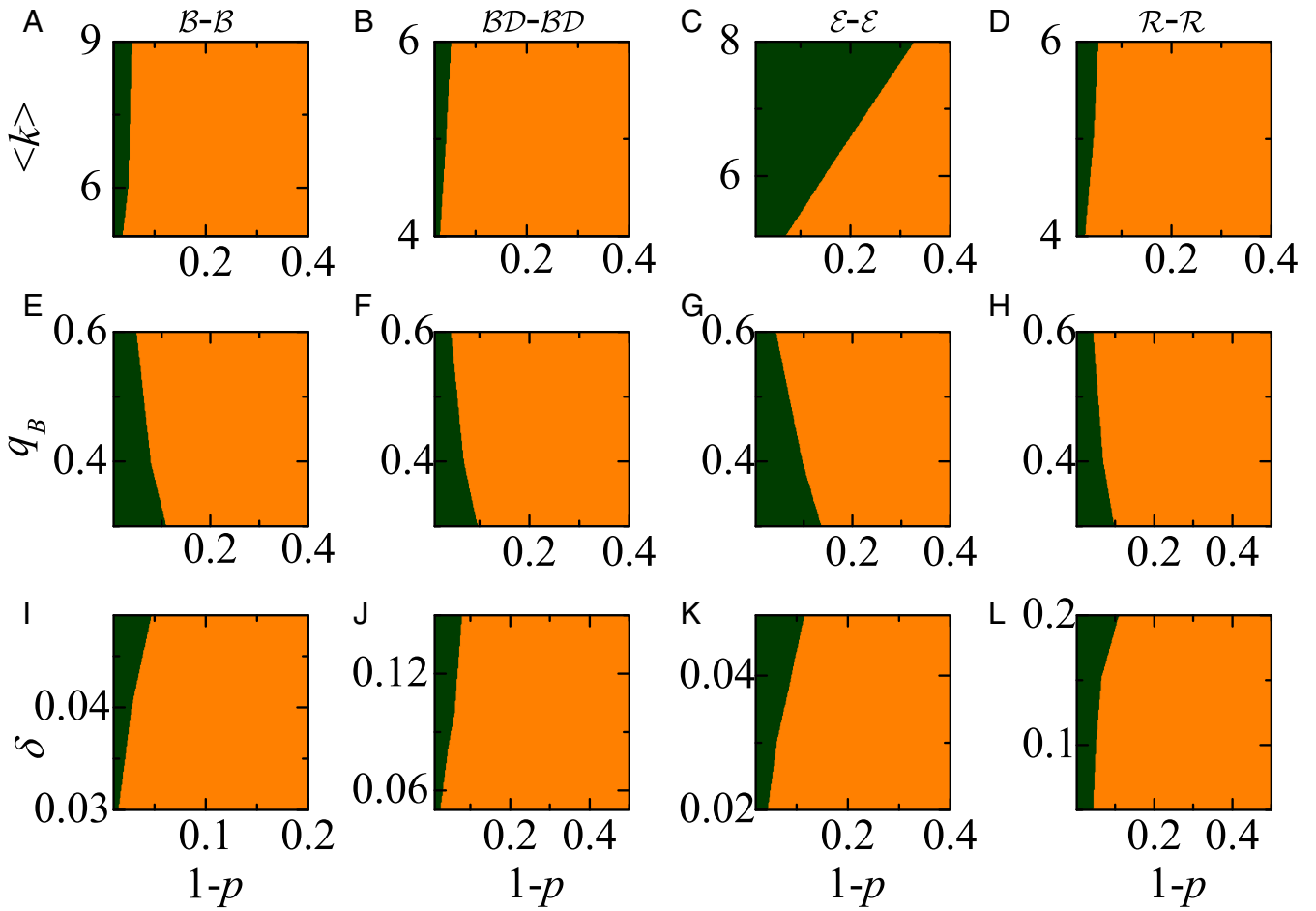
In this work, we have presented a generic theory of failure spreading for randomly connected graphs with arbitrary degree distributions, able to give quantitative predictions on the transition points to percolation.

Our findings show that the interdependent network within dynamical behavior always accelerates the cascading process. In other words, interdependent networks are more vulnerable, and first-order phase transitions occur more often when dynamical behaviors are considered. In particular, when the tolerance coefficient is large enough, our results are in full agreement with the case of no-dynamical-behavior. Due to its general applicability, our theory entitles us to explore a very rich variety of dynamical models and interdependence strengths. *SI Appendix* contains further analytical and numerical results on different dynamical models and different topological structures of the graphs. It is there shown that the first- and second-order phase transitions occur indeed not only in ER networks, but also for scale-free networks with the same dynamical models  $\mathcal{E}$ ,  $\mathcal{B}$ ,  $BD$ , and  $\mathcal{R}$ . Together with contributing to a better understanding of the mechanisms underlying cascading failures in real-world interdependent networks, the importance of our results relies also on the fact that they furnish practical hints on how to engineer more robust and resilient networked systems.



**Fig. 4.** (A) Comparison of the percolation phase transition in ER-ER networks (blue line) with the transition occurring with a  $BD-BD$  model (black line).  $1-q_A$  is the fraction of independent nodes in network A, and  $1-p$  is the removed fraction. Solid (dashed) lines denote the first-order (second-order) percolation transition, and balls indicate the critical points. The system is more vulnerable when the dynamics is incorporated into its failure analysis.  $B-D$  show the contributions to the system failure mode of 3 factors: the average degree ( $\langle k \rangle = 4, 5, 6$  from left to right) (B), the interdependence strength  $q_B$  ( $q_B = 0.6, 0.4, 0.3,$  and  $0.2$  from left to right) (C), and the tolerance coefficient ( $\delta = 0.05, 0.08, 0.10,$  and  $0.15$  from left to right) (D).





**Fig. 5.** Contour maps of the transition condition from continuous (green region) to abrupt failure mode (orange region) with ER-ER interdependent networks. (A–D) The transition condition for the models  $B-B$  (A),  $BD-BD$  (B),  $E-E$  (C), and  $R-R$  (D) when consider the impact of the average connectivity ( $k$ ). (E–H) Same as A–D, but explore the impact of the coupling strength  $q_B$  for the models  $B-B$  (E),  $BD-BD$  (F),  $E-E$  (G), and  $R-R$  (H). (I–L) Same as E–H but test the contribution of the tolerance coefficient  $\delta$  to the transition condition for  $B-B$  (I),  $BD-BD$  (J),  $E-E$  (K), and  $R-R$  (L), respectively.

## Materials and Methods

**Generating Functions.** In order to estimate the giant component caused by a cascading failure, the role of the pristine graph’s topological structure needs investigation. Starting from a portion  $1 - p$  of perturbed nodes, the fraction of failed nodes at the perturbed steady state is  $1 - p' = \omega(1 - p)$  (according to Eq. 3), so the random variable  $\xi$  satisfies  $\xi = p'f + (1 - p')$ , and the giant component of the network is

$$P_\infty = p'g(p'), \quad [5]$$

where  $g(p') = 1 - G(1 - p'(1 - f(p')))$ ,  $f(p') = H(p'f(p') + 1 - p')$ . One can then derive the generating function of the underlying branching processes, which is  $H(\xi) = G'(\xi)/G'(1)$ .

**Theoretical Analysis of Critical Conditions.** Let us now specify our approach for the case of 2 coupled ER networks, for which we suppose a Poisson degree distribution and average degrees  $k_A$  and  $k_B$ , respectively. Then,  $G_A(\xi) = H_A(\xi) = \exp[k_A(\xi - 1)]$  and  $G_B(\xi) = H_B(\xi) = \exp[k_B(\xi - 1)]$ . Eqs. 4 become  $\lambda'_t = p'[1 - \omega(f_B q_A)]$ ,  $\varphi'_t = 1 - \omega((1 - p')(1 - f_A)q_B)$ , where  $f_A$  and  $f_B$  satisfies the transcendental equation

$$f_A = e^{[k_A \lambda'_t (f_A - 1)]}, f_B = e^{[k_B \varphi'_t (f_B - 1)]}. \quad [6]$$

At the end of the cascade process,  $\lambda_t = p'(1 - f_A)[1 - \omega(f_B q_A)]$  and  $\varphi_t = (1 - f_B)(1 - \omega((1 - p')(1 - f_A)q_B))$ . From Eq. 6, one obtains  $f_A = \exp[k_A p'[1 - \omega(f_B q_A)](f_A - 1)]$ ,  $f_B = \exp[k_B(1 - \omega((1 - p')(1 - f_A)q_B))(f_B - 1)]$ .

The first (second) of the above equations can be solved with respect to  $f_B$  ( $f_A$ ), and one eventually obtains

$$\begin{aligned} \omega(f_B q_A) &= 1 - \frac{\tau_A}{p'}, \\ \omega((1 - p')(1 - f_A)q_B) &= 1 - \tau_B, \end{aligned} \quad [7]$$

where  $\tau_A = \ln(f_A)/(k_A(f_A - 1))$ ,  $\tau_B = \ln(f_B)/(k_B(f_B - 1))$ .

The solutions of Eqs. 7 are either  $f_B(f_A)$  or  $f_A = 1$  [respectively,  $f_A(f_B)$  or  $f_B = 1$ ] and are restricted to the square  $0 \leq f_A \leq 1$ ,  $0 \leq f_B \leq 1$ .

$$\frac{df_B(f_A)}{df_A} \cdot \frac{df_A(f_B)}{df_B} = 1. \quad [8]$$

When adding this condition to Eqs. 7, one finds the 3 unknowns  $f_A = f_{A1}$ ,  $f_B = f_{B1}$  and  $p = p_1$  for all given values of  $k_A, k_B, q_A, q_B, \delta$ .

The condition, instead, for the system featuring a second-order phase transition (where the size of the giant component smoothly decreases to zero) is

$$\begin{cases} 1 - \frac{\tau_A}{p'} - \omega(q_A) = 0, \\ 1 - \frac{1}{k_B} - \omega((1 - p')(1 - f_A)q_B) = 0. \end{cases} \quad [9]$$

When adding  $f_B = 1$  or  $f_A = 1$  to Eqs. 7, one finds  $f_A = f_{A2}$  or  $f_B = f_{B2}$  and  $p = p_2$ , which (for any fixed value of  $k_A, k_B, q_A, q_B, \delta$ ) define a line of occurrence for second-order phase transitions.

So far, we have shown that, if both conditions of Eqs. 8 and 9 hold, one can obtain the critical point at which the system-failure process changes

from a second- to a first-order percolation transition. Adding to Eqs. 7 the first-order condition of Eq. 8 and the second-order condition  $f_B = 1$  or  $f_A = 1$  allows one to find the critical parameters  $f_B = f_{B_c}$ ,  $f_A = f_{A_c}$ ,  $p = p_c$ , and  $q_A = q_{A_c}$  as functions of  $k_A$ ,  $k_B$ ,  $q_B$ ,  $\delta$ .

**ACKNOWLEDGMENTS.** This work was supported by National Natural Science Foundation of China Projects U1803263, 71401178, 71771186, and 71631001; National 1000 Young Talent Plan W099102; China Postdoctoral Science Foundation Project n.2017M613336; and Natural Science Foundation of Shaanxi Province Project n.2017JM7011. J.G. was partially supported

by Knowledge and Innovation Program Grant 1415291092 at Rensselaer Polytechnic Institute and Office of Naval Research (ONR) Contract N00014-15-1-2640; S.H. acknowledges financial support from the Israel Science Foundation (ISF), ONR Grant N62909-14-1-N019, Defense Threat Reduction Agency (DTRA) Grant HDTRA-1-10-1-0014, BSF-NSF 2015781, Israel Ministry of Science and Technology with the Italian Ministry of Foreign Affairs and the Army Research Office; H.E.S. acknowledges the support from NSF Grant PHY-1505000 and DTRA Grant HDTRA-14-1-0017 for the Boston University Center for Polymer Studies. We also thank Xueming Liu for useful discussions.

1. D. J. Watts, S. H. Strogatz, Collective dynamics of small-world networks. *Nature* **393**, 440–442 (1998).
2. A. L. Barabási, R. Albert, Emergence of scaling in random networks. *Science* **286**, 509–512 (1999).
3. P. Rombach, M. A. Porter, J. H. Fowler, P. J. Mucha, Core-periphery structure in networks (revisited). *SIAM Rev.* **59**, 619–646 (2017).
4. S. Pilosof, M. A. Porter, M. Pascual, S. Kéfi, The multilayer nature of ecological networks. *Ecol. Evol.* **1**, 0101 (2017).
5. J. H. Zhao, H. J. Zhou, Y. Y. Liu, Inducing effect on the percolation transition in complex networks. *Nat. Commun.* **4**, 2412 (2013).
6. J. Gao, B. Barzel, A. L. Barabási, Universal resilience patterns in complex networks. *Nature* **530**, 307–312 (2016).
7. S. Boccaletti, V. Latora, Y. Moreno, M. Chavezf, D. U. Hwang, Complex networks: Structure and dynamics. *Phys. Rep.* **424**, 175–308 (2006).
8. S. W. Son, G. Bizhani, C. Christensen, P. Grassberger, M. Paczuski, Percolation theory on interdependent networks based on epidemic spreading. *Europhys. Lett.* **97**, 16006 (2012).
9. F. Hu, H. Y. Chi, S. Yang, W. Wang, A. Zeng, Recovery of infrastructure networks after localised attacks. *Sci. Rep.* **6**, 24522 (2016).
10. C. Granell, S. Gómez, A. Arenas, Dynamical interplay between awareness and epidemic spreading in multiplex networks. *Phys. Rev. Lett.* **111**, 128701 (2013).
11. G. Bianconi, Statistical mechanics of multiplex networks: Entropy and overlap. *Phys. Rev. E* **87**, 062806 (2013).
12. S. Gómez et al., Diffusion dynamics on multiplex networks. *Phys. Rev. Lett.* **110**, 028701 (2013).
13. D. Helbing, Globally networked risks and how to respond. *Nature* **497**, 51–59 (2013).
14. A. E. Motter, Y. C. Lai, Cascade-based attacks on complex networks. *Phys. Rev. E* **66**, 065102 (2002).
15. S. V. Buldyrev, R. Parshani, G. Paul, H. E. Stanley, S. Havlin, Catastrophic cascade of failures in interdependent networks. *Nature* **464**, 1025–1028 (2010).
16. D. F. Klosik, A. Grimbs, S. Bornholdt, M. T. Hutt, The interdependent network of gene regulation and metabolism is robust where it needs to be. *Nat. Commun.* **8**, 534 (2017).
17. Y. Yu et al., System crash as dynamics of complex networks. *Proc. Natl. Acad. Sci. U.S.A.* **113**, 11726–11731 (2016).
18. M. De Domenico, V. Nicosia, A. Arenas, V. Latora, Structural reducibility of multilayer networks. *Nat. Commun.* **6**, 6864 (2015).
19. S. Boccaletti et al., The structure and dynamics of multilayer networks. *Phys. Rep.* **544**, 1–122 (2014).
20. G. J. Baxter, S. N. Dorogovtsev, A. V. Goltsev, J. F. F. Mendes, Avalanche collapse of interdependent networks. *Phys. Rev. Lett.* **109**, 248701 (2012).
21. C. D. Brummitt, R. M. DSouza, E. A. Leicht, Suppressing cascades of load in interdependent networks. *Proc. Natl. Acad. Sci. U.S.A.* **109**, E680–E689 (2012).
22. R. Parshani, S. V. Buldyrev, S. Havlin, Interdependent networks: Reducing the coupling strength leads to a change from a first to second order percolation transition. *Phys. Rev. Lett.* **105**, 048701 (2010).
23. F. Radicchi, S. Fortunato, Explosive percolation in scale-free networks. *Phys. Rev. Lett.* **103**, 168701 (2009).
24. R. Parshani, S. V. Buldyrev, S. Havlin, Critical effect of dependency groups on the function of networks. *Proc. Natl. Acad. Sci. U.S.A.* **108**, 1007–1010 (2010).
25. J. Gao, S. V. Buldyrev, S. Havlin, H. E. Stanley, Robustness of a network of networks. *Phys. Rev. Lett.* **107**, 195701 (2011).
26. J. Gao, S. V. Buldyrev, H. E. Stanley, S. Havlin, Networks formed from interdependent networks. *Nat. Phys.* **8**, 40–48 (2012).
27. F. Radicchi, A. Arenas, Abrupt transition in the structural formation of interconnected networks. *Nat. Phys.* **9**, 717–720 (2013).
28. D. Zhou et al., Simultaneous first- and second-order percolation transitions in interdependent networks. *Phys. Rev. E* **90**, 012803 (2014).
29. F. Radicchi, Percolation in real interdependent networks. *Nat. Phys.* **11**, 597–602 (2015).
30. X. Liu, H. E. Stanley, J. Gao, Breakdown of interdependent directed networks. *Proc. Natl. Acad. Sci. U.S.A.* **113**, 1138–1143 (2016).
31. D. J. Watts, A simple model of global cascades in random networks. *Proc. Natl. Acad. Sci. U.S.A.* **99**, 5766–5771 (2002).
32. A. E. Motter, Cascade control and defense in complex networks. *Phys. Rev. Lett.* **93**, 098701 (2004).
33. I. Simonsen, L. Buzna, K. Peters, S. Bornholdt, D. Helbing, Transient dynamics increasing network vulnerability to cascading failures. *Phys. Rev. Lett.* **100**, 218701 (2008).
34. N. A. Araújo, J. S. Andrade Jr, R. M. Ziff, H. J. Herrmann, Tricritical point in explosive percolation. *Phys. Rev. Lett.* **106**, 095703 (2011).
35. K. I. Goh, B. Kahng, D. Kim, Universal behavior of load distribution in scale-free networks. *Phys. Rev. Lett.* **87**, 278701 (2001).
36. A. Barrat, M. Barthélemy, A. Vespignani, *Dynamical Processes on Complex Networks* (Cambridge University Press, Cambridge, U.K., 2008).
37. P. Holme, J. Saramäki, Temporal networks. *Phys. Rep.* **519**, 97–125 (2012).
38. J. Zhao, D. Li, H. Sanhedrai, R. Cohen, S. Havlin, Spatio-temporal propagation of cascading overload failures in spatially embedded networks. *Nat. Commun.* **7**, 10094 (2016).
39. B. Barzel, A. L. Barabási, Universality in network dynamics. *Nat. Phys.* **9**, 673–681 (2013).
40. B. Schafer, D. Witthaut, M. Timme, V. Latora, Dynamically induced cascading failures in power grids. *Nat. Commun.* **9**, 1975 (2018).
41. R. Pastor-Satorras, A. Vespignani, Epidemic spreading in scale-free networks. *Phys. Rev. Lett.* **86**, 3200 (2001).
42. R. Pastor-Satorras, C. Castellano, P. Van Mieghem, A. Vespignani, Epidemic processes in complex networks. *Rev. Mod. Phys.* **87**, 925–979 (2015).
43. E. O. Voit, *Computational Analysis of Biochemical Systems: A Practical Guide for Biochemists and Molecular Biologists* (Cambridge University Press, Cambridge, U.K., 2000).
44. C. W. Gardiner, *Handbook of Stochastic Methods* (Springer, Berlin, 2004).
45. G. Karlebach, R. Shamir, Modelling and analysis of gene regulatory networks. *Nat. Rev. Mol. Cell. Biol.* **9**, 770–780 (2008).
46. R. Cohen, K. Erez, D. ben Avraham, S. Havlin, Resilience of the internet to random breakdowns. *Phys. Rev. Lett.* **85**, 4626 (2000).
47. D. S. Callaway, M. E. J. Newman, S. H. Strogatz, D. J. Watts, Network robustness and fragility: Percolation on random graphs. *Phys. Rev. Lett.* **85**, 5468–5471 (2000).
48. L. K. Gallos, R. Cohen, P. Argyrakis, A. Bunde, S. Havlin, Stability and topology of scale-free networks under attack and defense strategies. *Phys. Rev. Lett.* **94**, 188701 (2005).
49. M. Kivelä et al., Multilayer networks. *J. Complex Networks* **2**, 203–271 (2014).
50. M. De Domenico, C. Granell, M. Porter, A. Alex, The physics of spreading processes in multilayer networks. *Nat. Phys.* **12**, 901–906 (2016).
51. M. M. Danziger, I. Bonamassa, S. Boccaletti, S. Havlin, Dynamic interdependence and competition in multilayer networks. *Nat. Phys.* **15**, 178–185 (2019).