

Supplementary data

Demonstrating the Efficacy of Core-Shell Silica Catalyst in Depolymerizing Polycarbonate

Onofrio Losito¹, **Pasquale Pisani**¹, **Alessia De Cataldo**^{1,2}, **Cosimo Annese**^{3,5}, **Marina Clausi**⁴, **Roberto Comparelli**⁶, **Daniela Pinto**⁴ and **Lucia D'Accolti**^{1,*}

1. Dipartimento di Chimica, Università degli Studi di Bari Aldo Moro, via E. Orabona 4, 70126 Bari, Italy
 2. Dipartimento di Meccanica, Matematica e Management (DMMM), Politecnico di Bari, via E. Orabona 4, 70126 Bari, Italy
 3. Dipartimento di Scienze della Vita, della Salute e delle Professioni Sanitarie, Università degli Studi Link, via del Casale di San Pio V, 44 00165 Roma – Italy
 - 4 Dipartimento di Scienze della Terra e Geoambientali, Università degli Studi di Bari Aldo Moro, via E. Orabona 4, 70126 Bari, Italy
 5. CNR-ICCOM-SS BARI (I) via orabona, 4 70125 Bari (Italy)
 6. CNR-IPCF-SS BARI (I) via orabona, 4 70125 Bari (Italy)
- * Correspondence: lucia.daccolti@uniba.it

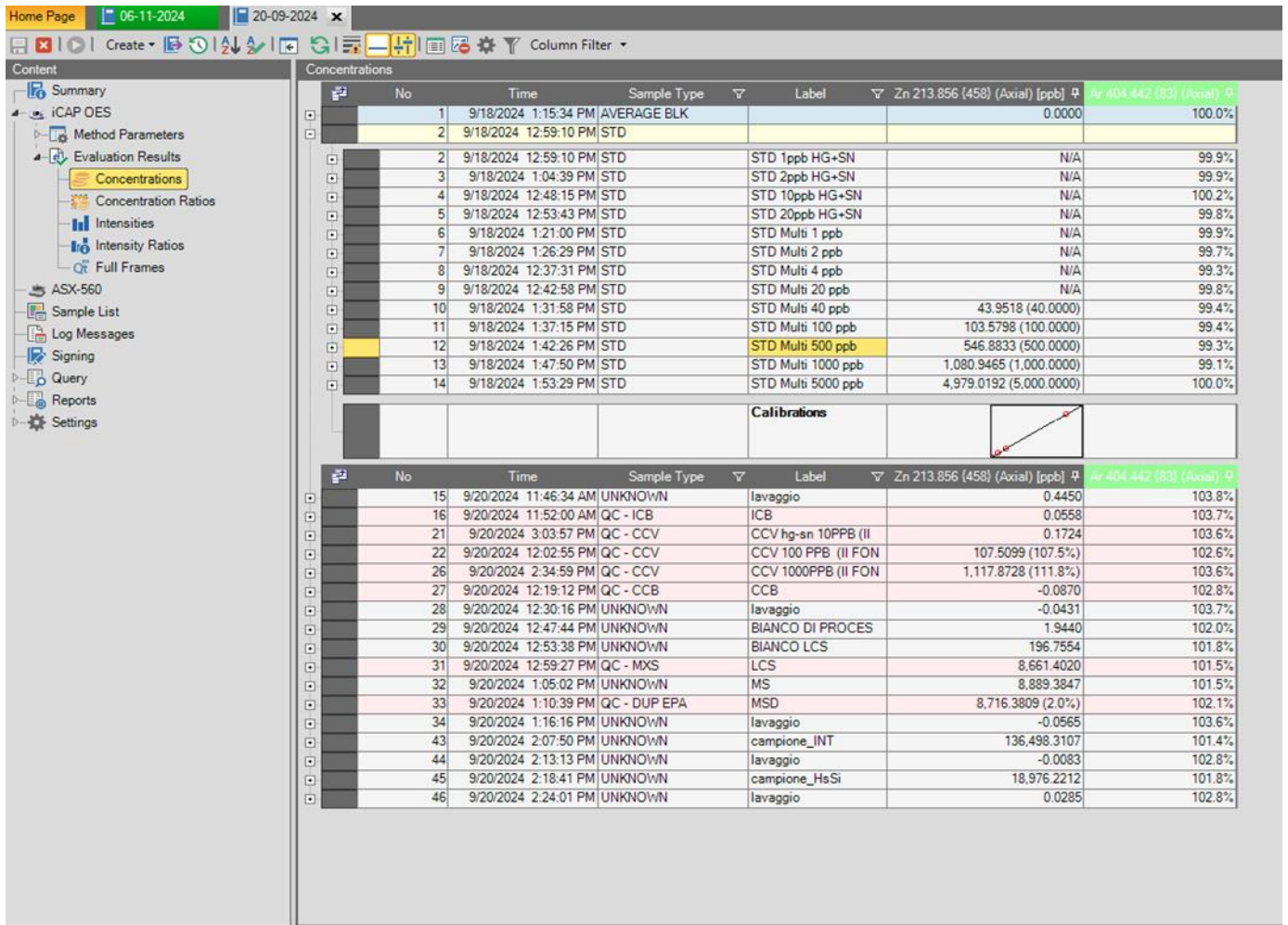


Figure S1. Calibration curve for ICP-OES analysis and results for the catalyst (line 43).

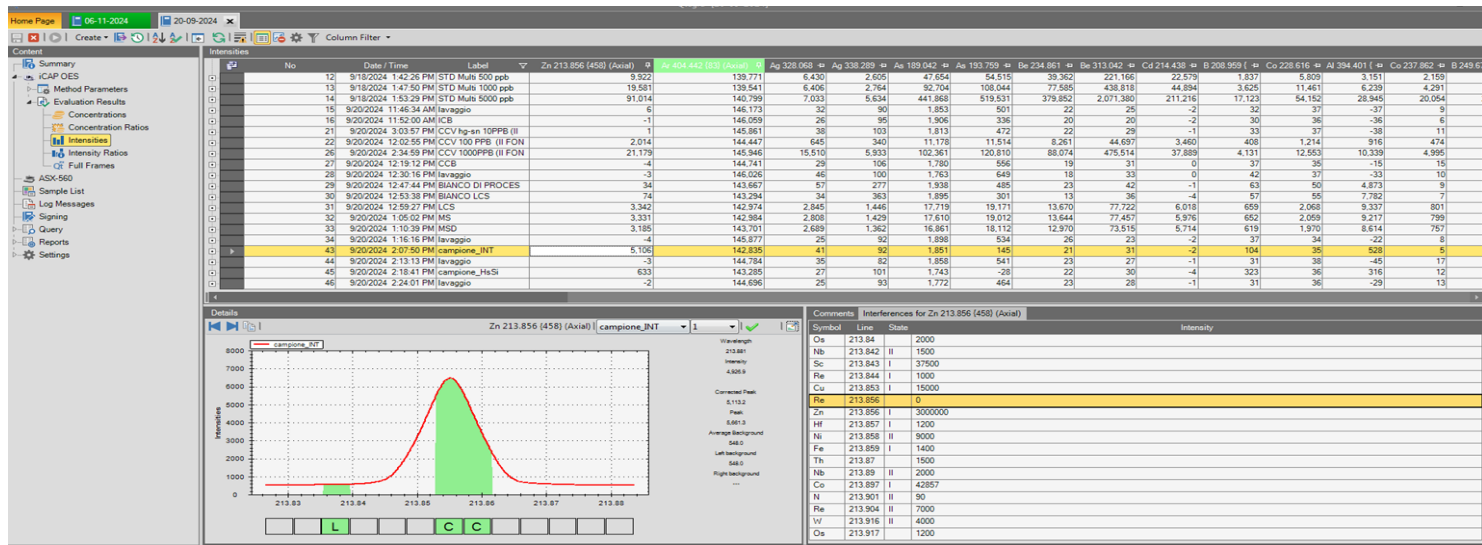


Figure S2 Graphic for the sample Si-1Is ZnO (line 43).

Table S1. eZAF Oxides Quant Result - Analysis Uncertainty: 22.36 %

Element	Weight %	MDL	Atomic %	Error %	Net Int.	R	A	F
O	0.0	0	0.0	16.7	768.6	0.0000	0.0000	0.0000
Si O2	98.2	0.04	97.9	3.6	2682.9	0.9398	0.8011	1.0025
Cl	0.9	0.12	1.4	12.5	28.9	0.9496	0.7893	1.0074
K 2O	0.9	0.13	0.6	17.8	21.0	0.9556	0.8852	1.0124
Zn O	0.1	0.70	0.0	100.0	0.2	0.9864	0.9946	1.1648

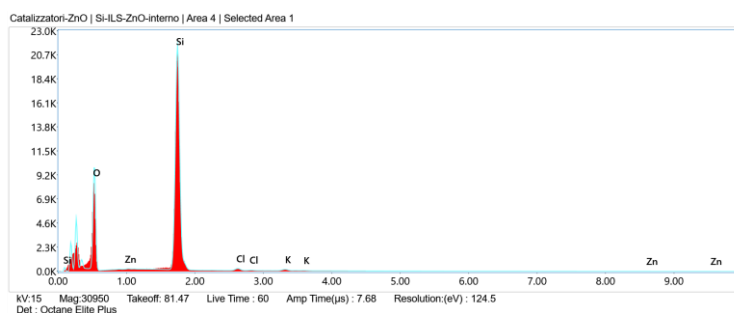



Figure S3. Energy Dispersive Spectroscopy (EDS) analysis of Core – shell Si-ILs-ZnO catalyst.